

使用手册

JetDrive Go App



(Version 1.1)

目录

1. 产品介绍.....	3
2. 硬件需求.....	4
3. 系统需求.....	4
4. 支持档案格式.....	4
5. 使用说明.....	5
6. JetDrive Go App.....	7
7. App - JetDrive Go.....	8
7.1 浏览模式.....	9
7.2 选择模式.....	11
8. App - 我的储存空间.....	13
8.1 浏览模式.....	14
8.2 选择模式.....	16
9. App - 相机胶卷.....	18
9.1 浏览模式.....	19
9.2 选择模式.....	20
10. App - 备份.....	21
11. App - 设定.....	24
11.1 储存空间.....	25
11.2 信息.....	25
12. 使用者授权合约 (EULA).....	27

1. 产品介绍

创见 JetDrive Go 可立即释放您的 iPhone、iPad 或 iPod Touch 装置容量，解决您因为容量不足而必须要透过计算机才可以释出储存容量的烦恼。创见 JetDrive Go 必须搭配 JetDrive Go App 一起使用，您可以从 App Store 免费下载该应用程序，并透过 JetDrive Go App 实时浏览与管理装置中的档案。JetDrive Go App 会依据您的档案类型，自动分类成「文件夹」、「照片」、「影片」和「文件」，能有效节省寻找数据的时间。此外，JetDrive Go App 已内建必备播放软件，您无需额外下载其它应用程序来浏览影音或文件。创见 JetDrive Go 主要特色之一包含 Lightning 连接口的延长设计，可轻松插入装有保护壳的 Apple 装置。

专为 iPhone/iPad/iPod Touch 设计，JetDrive Go App 特色:

- JetDrive Go 插入后即自动开启应用程序
- 多合一浏览器：照片浏览器、影片播放器、音乐播放器和文件预览
- 有效管理 Apple 装置和 JetDrive Go 的内存盘案
- 立即备份相机胶卷至 JetDrive Go
- 实时显示储存空间信息

2. 硬件需求

如你的 Apple 装置符合下列硬件需求方可连接创见 JetDrive Go :

创见 JetDrive Go 系列

- JDG300
- JDG500

Apple 装置

- iPhone 5 / iPhone 5c / iPhone 5s / iPhone 6 / iPhone 6 Plus
iPhone 6s / iPhone 6s Plus
- iPad Air / iPad Air 2
- iPad mini / iPad mini 2 / iPad mini 3 / iPad mini 4
- iPad (4th generation)
- iPad Pro
- iPod touch (5th generation) / iPod touch (6th generation)

3. 系统需求

- iOS 8 或以上的 Apple 装置

4. 支持档案格式

创见 JetDrive Go 仅支持 FAT32 档案系统，其它支持档案格式如下表所示：

类别	格式
照片	JPG / JPEG / TIF / TIFF / BMP / BMPF / CIF / PNG / GIF / ICO / CUR / XBM
影片	MP4 / MOV / M4V / AVI / WMV / AVI / MKV / FLV / MPG / RMVB / TS / 3gp
音乐	MP3 / AIF / WAV / AIFF / M4A / ACC
文件	DOC / DOCX / XLS / XLSX / PPT / PPTX / PDF / TXT / KEYNOTE / NUMBERS / PAGES/ htm / html / rtf

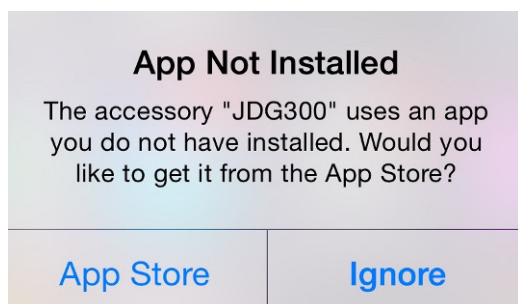
5. 使用说明

请依照下列步骤开始使用 JetDrive Go。


1. 将创见 JetDrive Go 的 Lightning 端连接至你的 Apple 装置。



2. 第一次使用创见 JetDrive Go 时，您会收到安装 JetDrive Go App 的提示。请点选 **App Store** 下载该应用程序。




3. 如您已安装 JetDrive Go App 应用程序，每当你插入创见 JetDrive Go 时，您会看到以下讯息要求 Apple 装置与创见 JetDrive Go 连接，点选「允许」继续或「忽略」不连接。



6. JetDrive Go App



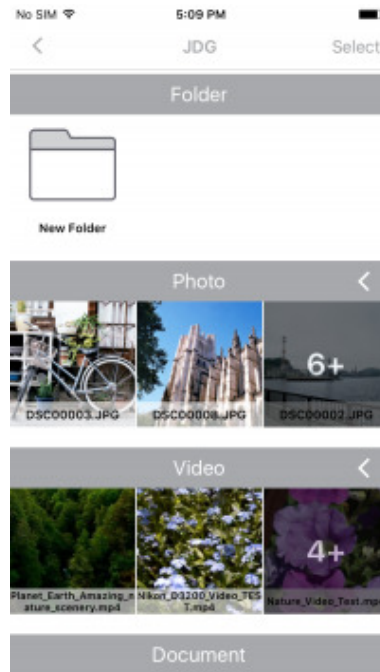
1. 点选 JetDrive Go App 图示。
2. 进入主页如下图所示。



功能	描述	备注
JetDrive Go	浏览和管理储存于 JetDrive Go 中的数据。	需插入 JetDrive Go 才可使用
我的储存空间	浏览和管理储存于 App 中的数据。	勿需插入 JetDrive Go 也可使用
相机胶卷	浏览和管理储存于相机胶卷中的照片与影片。	勿需插入 JetDrive Go 也可使用
备份	将储存于相机胶卷中的照片与影片备份到 JetDrive Go。	需插入 JetDrive Go 才可使用

7. App - JetDrive Go

首次使用 JetDrive Go 内无任何数据。JetDrive Go 会依据您的档案类型，自动分类成「文件夹」、「照片」、「影片」和「文件」。



- 点击左上方的「<」图示回到上一页。



- 点击右上方的「选取」以选取档案。

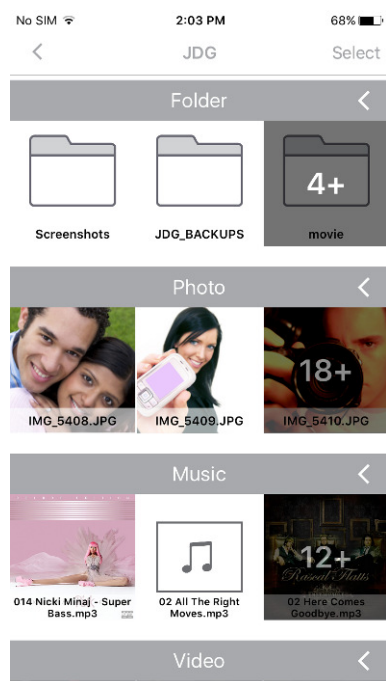
Select

- 点击每个类别右方的「<」图示展开这类型的所有档案，或点击「V」图示缩小该类型的所有档案。



7.1 浏览模式

选择任一文件夹以浏览储存于该文件夹中的所有档案。



点击任一张照片以放大浏览。



点击任一影片以开使播放。



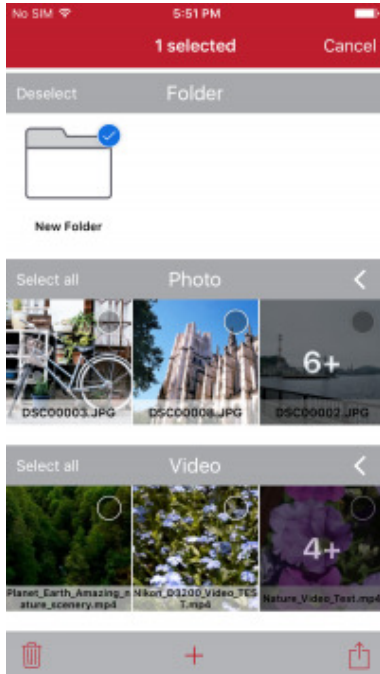
点击文件以完整浏览该文件。



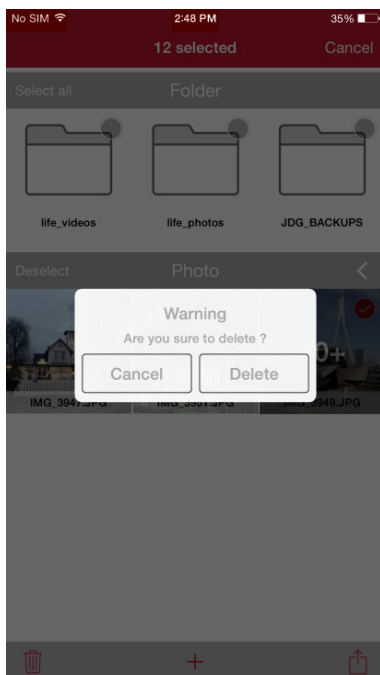
7.2 选择模式

点击右上方角落的「选取」来选择档案，或点击「取消」回到浏览模式。

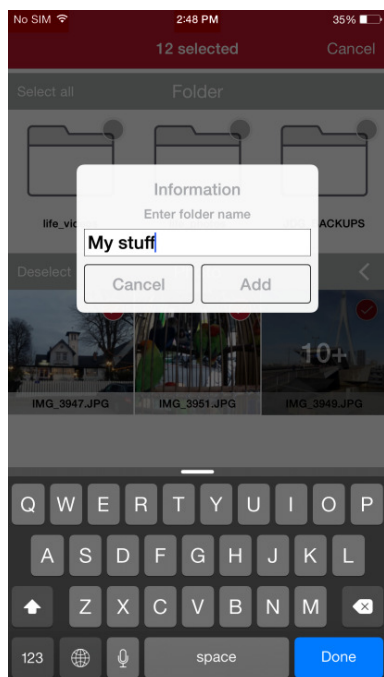
- 点击每个类别左方的「选择全部」来选择该类型的所有档案，或点击「取消选取」放弃选择该类型的所有档案。



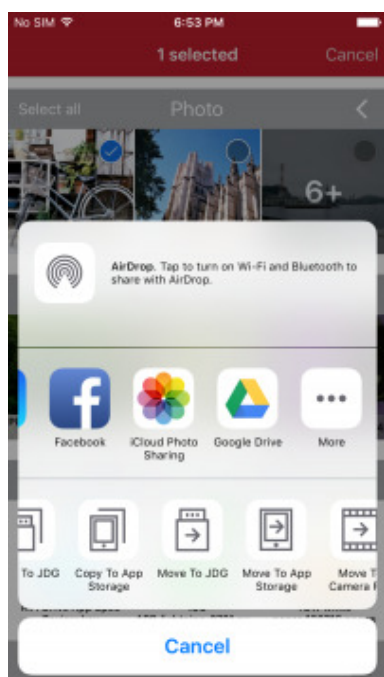
- 选取档案后，您可点击左下角的垃圾桶图式删除档案。一警告窗口会跳出确认是否要执行此动作。



- 点击下方中间的「+」图标以新增文件夹。一窗口会跳出，请您输入新文件夹名称。

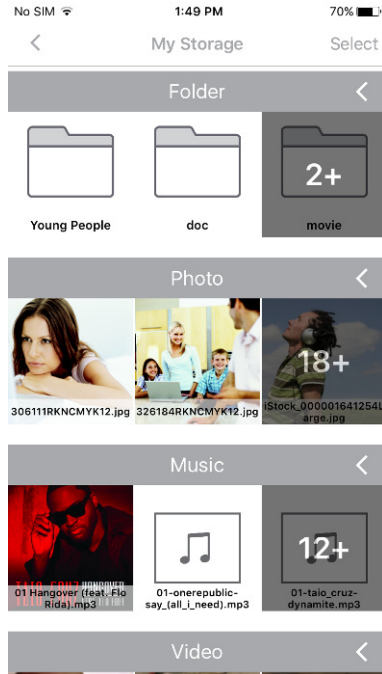


- 点击右下角的「分享」图式，您可以移动、复制或分享所选的档案。



8. App - 我的储存空间

首次使用「我的储存空间」内无任何数据。「我的储存空间」会依据您的档案类型，自动分类成「文件夹」、「照片」、「影片」和「文件」。



- 点击左上方的「<」图示回到上一页。



- 点击右上方的「选取」以选取档案。

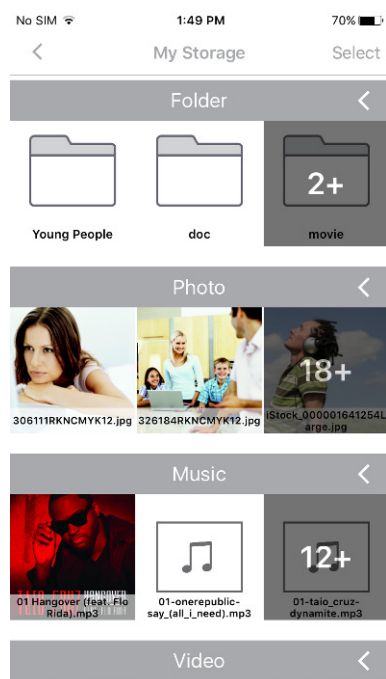
Select

- 点击每个类别右方的「<」图示展开这类型的所有档案，或点击「V」图示缩小该类型的所有档案。



8.1 浏览模式

选择任一文件夹以浏览储存于该文件夹中的所有档案。



点击任一张照片以放大浏览。



点击任一影片以开使播放。



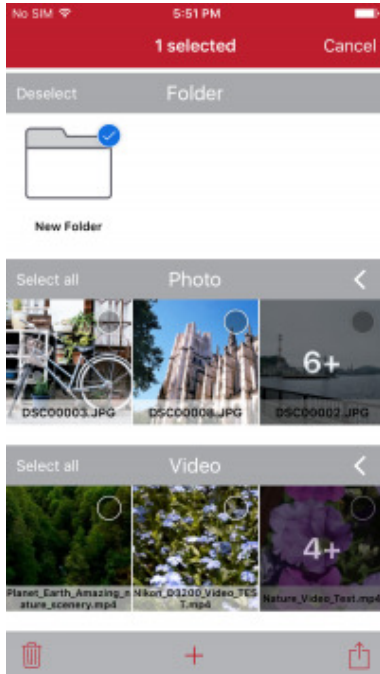
点击文件以完整浏览该文件。



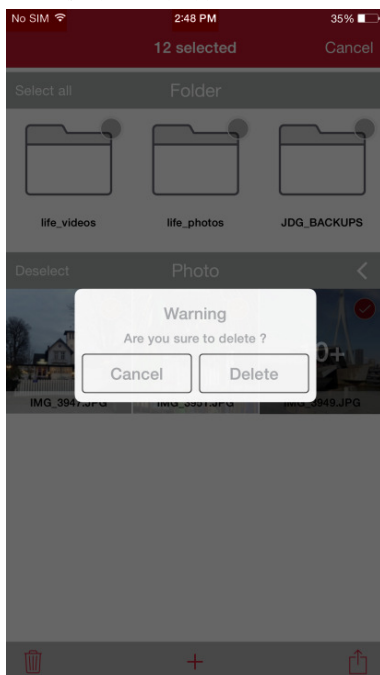
8.2 选择模式

点击右上方角落的「选取」来选择档案，或点击「取消」回到浏览模式。

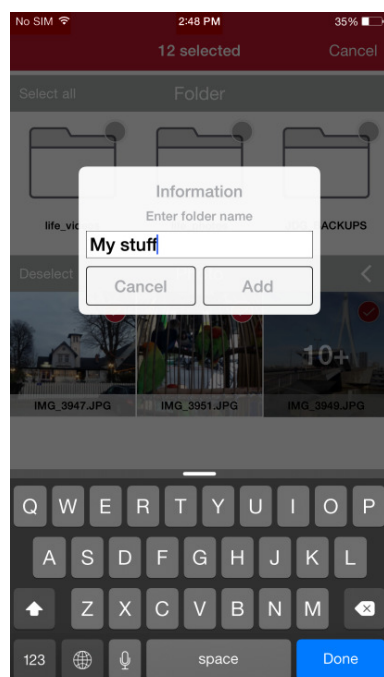
- 点击每个类别左方的「选择全部」来选择该类型的所有档案，或点击「取消选取」放弃选择该类型的所有档案。



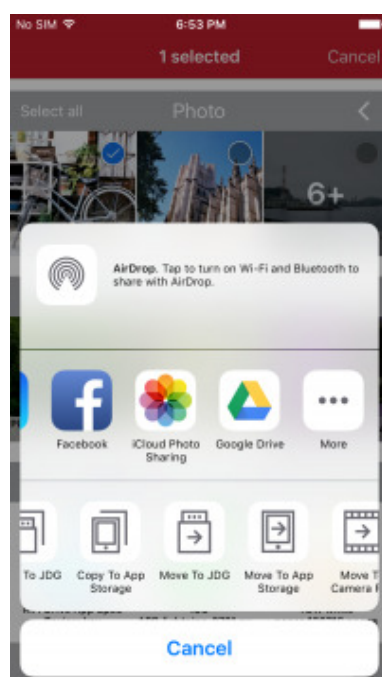
- 选取档案后，您可点击左下角的垃圾桶图式删除档案。一警告窗口会跳出确认是否要执行此动作。



- 点击下方中间的「+」图标以新增文件夹。一窗口会跳出，请您输入新文件夹名称。

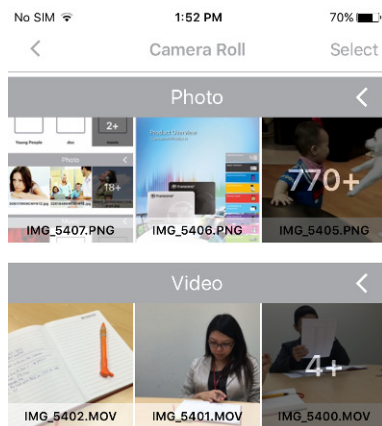


- 点击右下角的「分享」图式，您可以移动、复制或分享所选的档案。



9. App - 相机胶卷

JetDrive Go App 会同步 Apple 装置中的相机胶卷，并自动将档案分成「照片」及「影片」两类别。



- 点击左上方的「<」回到上一页。



- 点击右上方的「选取」以选取档案。

Select

- 点击每个类别右方的「<」图示展开这类型的所有档案，或点击「V」图示缩小该类型的所有档案。



9.1 浏览模式

点击任一张照片以放大浏览。



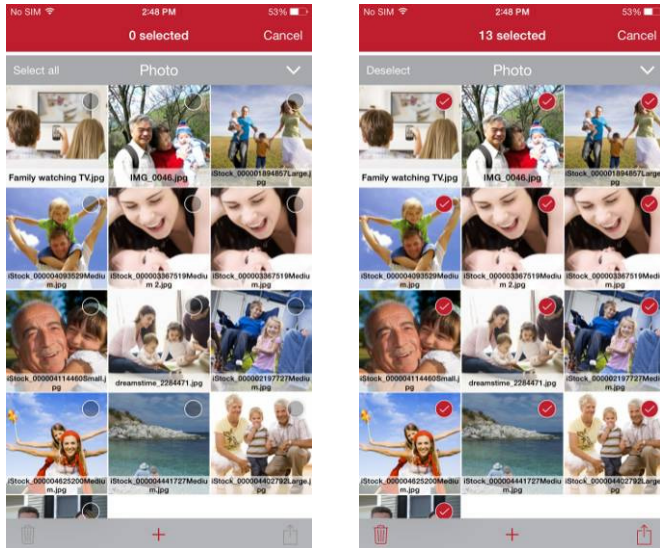
点击任一影片以开使播放。



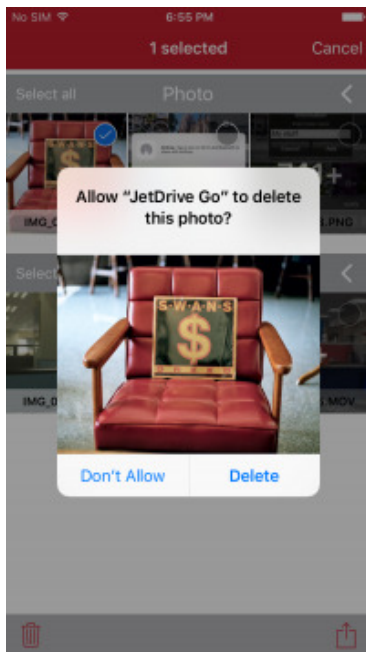
9.2 选择模式

点击右上方角落的「选取」来选择档案，或点击「取消」回到浏览模式。

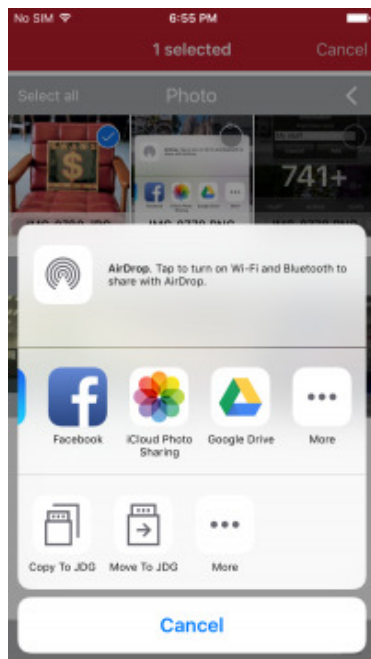
- 点击每个类别左方的「选择全部」来选择该类型的所有档案，或点击「取消选取」放弃选择该类型的所有档案。



- 选取档案后，您可点击左下角的垃圾桶图式删除档案。一警告窗口会跳出确认是否要执行此动作。

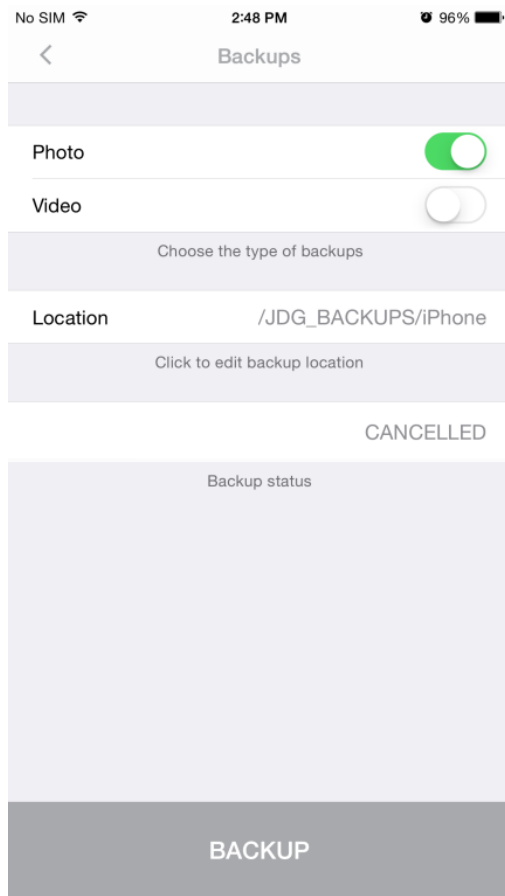


- 点击右下角的「分享」图式，您可以移动、复制或分享所选的档案。



10. App - 备份

您可以透过 JetDrive Go App 将储存于相机胶卷中的照片和影片备份至 JetDrive Go。



1. 选择只备份照片或影片，或备份两者。



2. 点击选择要备份之目的端文件夹。一窗口会跳出，请您输入新文件夹名称。



3. 点击备份按钮，开始备份数据。

BACKUP

4. 您可以查看最新备份状态。

CANCELLED

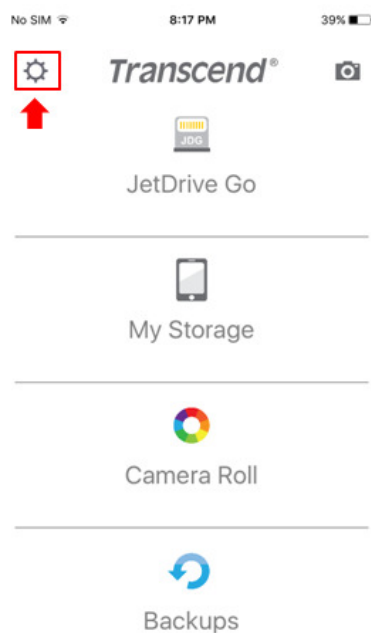
Last backup : 2015-12-10 13:14:35

Backup status

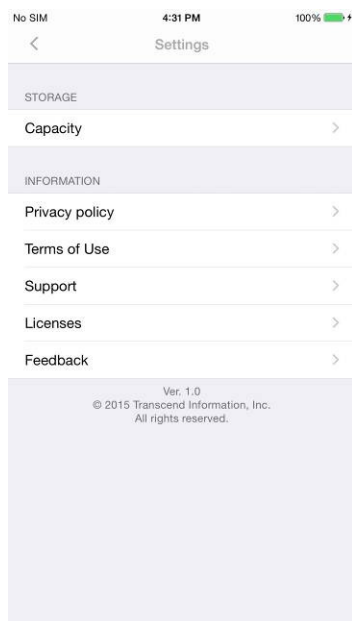
Backup status

11. App - 设定

欲查看 JetDrive Go 相关资讯，请点击主画面左上角的「设定」图示。

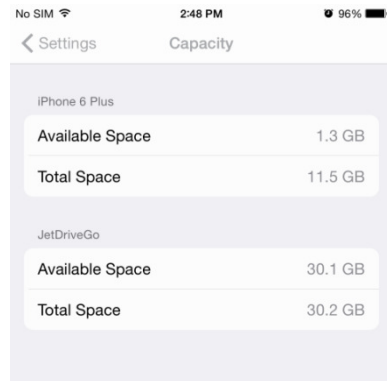


您会看到「储存空间」和「信息」。



11.1 储存空间

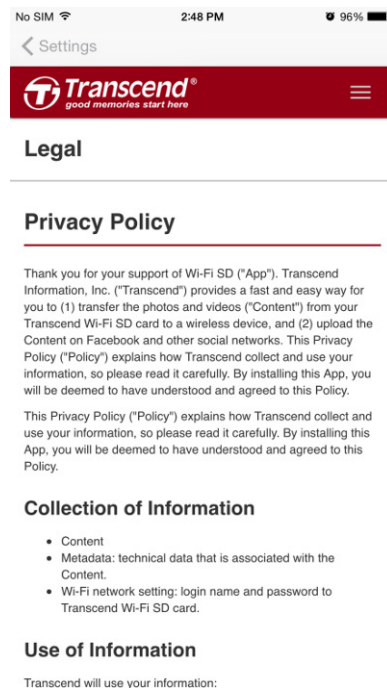
储存空间将会显示 Apple 装置和 JetDrive Go 的剩余空间及总空间。



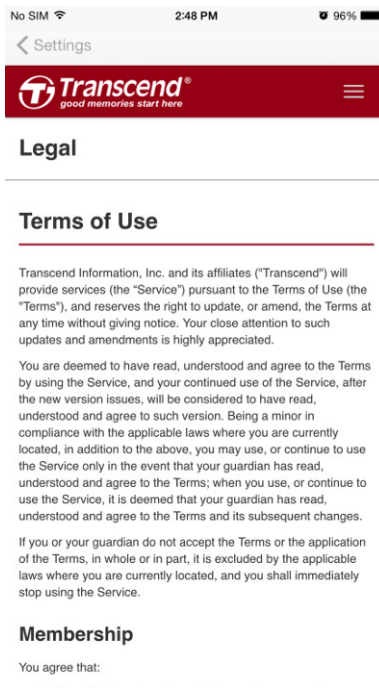
11.2 信息

信息揭露了隐私政策、使用条款和许可证明供大家参考，同时也提供了支持与反馈功能，让您可直接连结创见官网，或透过电子邮件让我们知道您的想法。

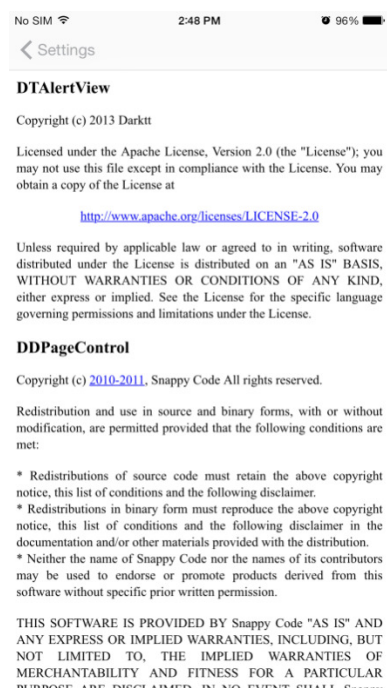
隐私政策




使用条款



许可证明



支持



Support & Download


Apple Solutions



StoreJet 300/500 for Mac



反馈



To: service-tw@transcend-info.com

Cc/Bcc:

Subject: JetDrive Go App(ver. 1.0)

Sent from my iPhone



12. 使用者授权合约 (EULA)

Software license terms

Generally. Transcend Information, Inc. (“Transcend”) is willing to grant the following license to install or use the software and/or firmware (“Licensed Software”) pursuant to this End-User License Agreement (“Agreement”), whether provided separately or associated with a Transcend product (“Product”), to the original purchaser of the Product upon or with which the Licensed Software was installed or associated as of the time of purchase (“Customer”) only if Customer accepts all of the terms and conditions of this Agreement. PLEASE READ THESE TERMS CAREFULLY. USING THE SOFTWARE WILL CONSTITUTE CUSTOMER'S ACCEPTANCE OF THE TERMS AND CONDITIONS OF THIS AGREEMENT. IF YOU DO NOT AGREE TO THE TERMS AND CONDITIONS OF THIS AGREEMENT, DO NOT INSTALL OR USE THE LICENSED SOFTWARE.

License Grant. Transcend grants to Customer a personal, non-exclusive, non-transferable, non-distributable, non-assignable, non-sublicensable license to install and use the Licensed Software on the Product in accordance with the terms and conditions of this Agreement. Intellectual Property Right. As between Transcend and Customer, the copyright and all other intellectual property rights in the Licensed Software are the property of Transcend or its supplier(s) or licensor(s). Any rights not expressly granted in this License are reserved to Transcend.

License Limitations. Customer may not, and may not authorize or permit any third party to: (a) use the Licensed Software for any purpose other than in connection with the Product or in a manner inconsistent with the design or documentations of the Licensed Software; (b) license, distribute, lease, rent, lend, transfer, assign or otherwise dispose of the Licensed Software or use the Licensed Software in any commercial hosted or service bureau environment; © reverse engineer, decompile, disassemble or attempt to discover the source code for or any trade secrets related to the Licensed Software, except and only to the extent that such activity is expressly permitted by applicable law notwithstanding this limitation; (d) adapt, modify, alter, translate or create any derivative works of the Licensed Software; (e) remove, alter or obscure any copyright notice or other proprietary rights notice on the Licensed Software or Product; or (f) circumvent or attempt to circumvent any methods employed by Transcend to control access to the components, features or functions of the Product or Licensed Software.

Copying. Customer may not copy the Licensed Software except that one copy of any separate software component of the Licensed Software may be made to the extent that such copying



is necessary for Customer's own backup purposes.

Open Source. The Licensed Software may contain open source components licensed to Transcend pursuant to the license terms specified as below, GNU General Public License (GPL); GNU Lesser General Public License (LGPL); Apache License; MIT License; Berkeley Standard Distribution (BSD), the terms of which are currently available at; and/or Code Project Open License (CPOL).

Customer may visit <http://www.transcend-info.com/Legal/?no=10> to learn specifics of the open source components contained in the Licensed Software and the respective license terms thereof ("Open Source License"). In the event that this Agreement conflicts with the requirements of the above one or more Open Source License with respect to the use of the corresponding open source components, Customer agrees to be bound by such one or more Open Source License.

Disclaimer. TRANSCEND MAKES NO WARRANTY AND REPRESENTATIONS ABOUT THE SUITABILITY, RELIABILITY, AVAILABILITY, TIMELINESS, LACK OF VIRUSES OR OTHER HARMFUL COMPONENTS AND ACCURACY OF THE INFORMATION, LICENSED SOFTWARE, PRODUCTS, SERVICES AND RELATED GRAPHICS CONTAINED WITHIN THE LICENSED SOFTWARE FOR ANY PURPOSE. ALL SUCH INFORMATION, LICENSED SOFTWARE, PRODUCTS, SERVICES AND RELATED GRAPHICS ARE PROVIDED "AS IS" WITHOUT WARRANTY OF ANY KIND. TRANSCEND HEREBY DISCLAIMS ALL WARRANTIES AND CONDITIONS WITH REGARD TO THIS INFORMATION, LICENSED SOFTWARE, PRODUCTS, SERVICES AND RELATED GRAPHICS, INCLUDING ALL IMPLIED WARRANTIES AND CONDITIONS OF MERCHANTABILITY, FITNESS FOR A PARTICULAR PURPOSE, WORKMANLIKE EFFORT, TITLE, AND NON-INFRINGEMENT. IN NO EVENT SHALL TRANSCEND BE LIABLE FOR ANY DIRECT, INDIRECT, PUNITIVE, INCIDENTAL, SPECIAL, CONSEQUENTIAL DAMAGES OR ANY DAMAGES WHATSOEVER INCLUDING, WITHOUT LIMITATION, DAMAGES FOR LOSS OF USE, DATA OR PROFITS, ARISING OUT OF OR IN ANY WAY CONNECTION WITH THE USE, PERFORMANCE OR ACCURACY OF THE LICENSED SOFTWARE OR WITH THE DELAY OR INABILITY TO USE THE LICENSED SOFTWARE, OR THE PRODUCT WITH WHICH THE LICENSED SOFTWARE IS ASSOCIATED, WHETHER BASED ON CONTRACT, TORT, NEGLIGENCE, STRICT LIABILITY OR OTHERWISE, EVEN IF TRANSCEND HAS BEEN ADVISED OF THE POSSIBILITY OF SUCH DAMAGES.

Limitation of Liability. IN ANY CASE, TRANSCEND'S LIABILITY ARISING OUT OF OR IN CONNECTION WITH THIS AGREEMENT WILL BE LIMITED TO THE TOTAL AMOUNT ACTUALLY AND ORIGINALLY PAID AT RETAIL BY CUSTOMER FOR THE PRODUCT. The foregoing Disclaimer and Limitation of Liability will apply to the maximum extent permitted by applicable law. Some jurisdictions do not allow the exclusion or limitation of incidental or consequential



damages, so the exclusions and limitations set forth above may not apply.

Termination. Transcend may, in addition to any other remedies available to Transcend, terminate this Agreement immediately if Customer breaches any of its obligations under this Agreement. **Miscellaneous.** (a) This Agreement constitutes the entire agreement between Transcend and Customer concerning the subject matter hereof, and it may only be modified by a written amendment signed by an authorized executive of Transcend. (b) Except to the extent applicable law, if any, provides otherwise, this Agreement will be governed by the law of the Republic of China, excluding its conflict of law provisions. © If any part of this Agreement is held invalid or unenforceable, and the remaining portions will remain in full force and effect. (d) A waiver by either party of any term or condition of this Agreement or any breach thereof, in any one instance, will not waive such term or condition or any subsequent breach thereof. (e) Transcend may assign its rights under this Agreement without condition. (f) This Agreement will be binding upon and will inure to the benefit of the parties, their successors and permitted assigns.

© 2015 Transcend Information, Inc. All rights reserved. All brand names are registered trademarks of their respective owners. Specifications subject to change without notice.